

Installation in Taxi



Accessories Catalogue

Mounting Solutions for Installation
of Communication Equipment in Taxi-Vehicles.

Products for Installation in Taxi-vehicles

Mounting Platform for Taximeters

Extra strength construction for heavier equipment. Quick installation without damaging the dashboard.

ProClip Mounting Platform

ProClip is a mounting platform for all communication equipment. The ProClip is available in different positions and for most vehicles on the market. The installation is quick and easy and does not damage the interior.

Holder

There are holders for taximeter-printers and -screens, PDAs, mobile phones, GPS-units and two way radio. Easy to attach onto a ProClip.

Monitor Mounts

Monitor mounts for navigation systems or multimedia units come in various models. Monitors for navigation systems are attached onto a monitor mount, attached onto a ProClip. Monitors for multimedia units are attached onto monitor mounts on the headrest or between the front seats. You can take the monitor with you when leaving the vehicle.

Box for Video/DVD

Strong boxes for video and DVD units.

Mounting Accessories

For special installations, make your own solution by using different mounting accessories. Mounting plates with predrilled holes, angled mounting plates, tilt swivels for an adjustable installation etc. There are also solutions for shifting between units or moving equipment between vehicles.

The products are manufactured in black ABS plastic and tailor made for each model.



For more information about the products, please visit www.brodit.se

Mounting Platforms for Taximeter

Extra strength construction for heavier equipment. Quick installation without damaging the dashboard. If you can't find your vehicle in the list please contact Brodit: in some cases we can develop products on request. The monitor mounts listed here fit monitors with a vertical slot in back. For a complete product range, please visit www.brodit.se



213408 Taximeter

Mercedes Benz E-Class 95-01

852807 ProClip Angled mount
 822997 Monitor mount, Between seats mount
 852198 ProClip Center mount
 832201 ProClip Console mount
 810820 Monitor mount, Headrest mount
 810826 Monitor mount, Headrest mount with flexible arm
 802199 ProClip Left mount
 213408 Taximeter mount, high
 213417 Taximeter mount

This is for Sedan/Coupé. For Combi the years 95-02 apply.



213411 Taximeter

Mercedes Benz E-Class 02-05

823031 Monitor mount, Between seats mount
 853075 ProClip Center mount
 853083 ProClip Center mount, high
 833042 ProClip Console mount, angled
 810820 Monitor mount, Headrest mount
 810826 Monitor mount, Headrest mount with flexible arm
 803041 ProClip Left mount
 213411 Taximeter mount



852800 ProClip Center mount

Saab 9-5 98-05

852593 ProClip Angled mount
 852503 ProClip Angled mount (will block cup holder)
 823011 Monitor mount, Between seats mount
 852800 ProClip Center mount, NOT wood grain panel
 852502 ProClip Center mount High, NOT wood grain panel
 853040 ProClip Center mount, ONLY wood grain panel
 853039 ProClip Center mount High, ONLY wood grain panel
 832504 ProClip Console mount
 810810 Monitor mount, Headrest mount
 810816 Monitor mount, Headrest mount with flexible arm
 802529 ProClip Left mount
 213412 Taximeter mount



852403 ProClip Center mount

Volkswagen Passat 97-04

852404 ProClip Angled mount, NOT original CD player
 853050 ProClip Angled mount, ONLY original CD player
 823038 Monitor mount, Between seats mount 97-00
 822998 Monitor mount, Between seats mount 01-03
 852403 ProClip Center mount
 832860 ProClip Console mount
 830520 ProClip Console mount, adjustable
 830525 ProClip Console mount, adjustable with tilt swivel
 810820 Monitor mount, Headrest mount
 810826 Monitor mount, Headrest mount with flexible arm
 802509 ProClip Left mount
 213403 Taximeter mount



213414 Taxameter mount

Volvo S40/V40 01-03

852825 ProClip Angled mount
 852826 ProClip Center mount
 830510 ProClip Console mount, adjustable
 830515 ProClip Console mount, adjustable with tilt swivel
 810860 Monitor mount, Headrest mount
 810866 Monitor mount, Headrest mount with flexible arm
 213414 Taxameter mount



213402 Taxameter mount

Volvo S70/V70 97-00

852412 ProClip Angled mount
 822999 Monitor mount, Between seats mount
 852410 ProClip Center mount
 852426 ProClip Center mount, high
 832409 ProClip Console mount
 830520 ProClip Console mount, adjustable
 830525 ProClip Console mount, adjustable with tilt swivel
 810850 Monitor mount, Headrest mount
 810856 Monitor mount, Headrest mount with flexible arm
 802408 ProClip Left mount
 213402 Taxameter mount











213413 Taxameter mount,
 Center mount

Volvo V70 New 00-05




852779 ProClip Angled mount
 823000 Monitor mount, Between seats mount
 852777 ProClip Center mount
 852982 ProClip Center mount, right
 832912 ProClip Console mount
 832820 ProClip Console mount, angled
 832985 ProClip Console mount high, ONLY Cross Country
 810850 Monitor mount, Headrest mount
 810856 Monitor mount, Headrest mount with flexible arm
 802778 ProClip Left mount
 213404 Taxameter mount, Center mount, right
 213413 Taxameter mount, Center mount

Mounting Platform for Taximeters

 <p>213408, Center mount High Mercedes Benz E-Class 95-01 This is for Sedan/Coupé. For Combi the years 95-02 apply.</p>	 <p>213417, Center mount Mercedes Benz E-Class 95-01 This is for Sedan/Coupé. For Combi the years 95-02 apply.</p>	 <p>213411 Mercedes Benz E-Class 02-05</p>	 <p>213412 Saab 9-5 98-05</p>
<p>213403 Volkswagen Passat 97- 04</p>	 <p>213402 Volvo S70/V70 97-00</p>	 <p>213414 Volvo S40/V40 01-03</p>	 <p>213404, Center mount Right Volvo V70 New 00-05</p>
 <p>213413 Center mount Volvo V70 New 00-05</p>			









Holder for Taximeter Printers

 <p>213400 Compact RX60, Top mounted, install onto taximeter mount.</p>	 <p>213401 Compact RX60, Side mounted, install onto taximeter mount.</p>	 <p>213409 Compact RX80, Top mounted, install onto taximeter mount.</p>
---	---	---

Monitor Mounts and Accessories for Taximeter Screens

 <p>213410 Cen/Com, Holder for screen.</p>	 <p>213406 Semmel C20/C19, Cover plate for screen.</p>	 <p>213407 Semmel C20/C19 Adapter plate, install onto VDO mount</p>
---	---	---

Box for Video/DVD

 <p>211100 Box with lid for video, NRG VE20R</p>	 <p>211101 Box for CD-player, VDO Dayton</p>	 <p>211102 Box without lid for video, Clarion CVP 9600/9700</p>	 <p>211103 Lid for box (211102) for video, Clarion CVP 9600/9700</p>
 <p>211104 Box for DVD player.</p>	 <p>211150 Box with lid for VHS cassettes.</p>		

Mounting Accessories

 <p>213018 Mounting plate with tilt swivel, centered. Predrilled holes (AMPS-standard). Install onto ProClip.</p>	 <p>213019 Mounting plate with tilt swivel, parallel center point. Predrilled holes (AMPS-standard). Install onto ProClip.</p>	 <p>213020 Double mounting plate with two tilt swivels. For installation of two units on the same ProClip. Predrilled holes (AMPS-standard)</p>	 <p>213021 Mounting plate with tilt swivel. Install onto ProClip.</p>
 <p>213029 Mounting bracket for e.g. remote control. Fits Ford Focus 99-.</p>	 <p>213057 Mounting plate for extra control button, e.g. light switch. Fits e.g. Chevrolet Transporter 97-. Install in compartment to the left of the steering wheel.</p>	 <p>213017 ABS-plastic for special designs. Contains 4 pcs 5x80x420, 4 pcs 5x120x420, 2 pcs 5x160x420, 1 pcs 5x200x420 mm</p>	 <p>861636 6 mm wide 861637 12 mm wide 861638 25 mm wide High strength double sided adhesive tape. 15 meter/roll.</p>
 <p>213005 Mini Move Clip. For switching/moving equipment between vehicles. Attach onto ProClip and e.g. holder. 2 back pieces + 1 front piece.</p>	 <p>213006 MoveClip. For switching/moving equipment between vehicles. Attach onto ProClip and e.g. holder. 2 back pieces+ 1 front piece, 4 screws.</p>	 <p>213040 Mounting plate for remote control to navigation system. Attach below monitor, onto same ProClip as monitor.</p>	 <p>213201 Sun cap, Fits VDO Dayton 5000/MM 5500</p>
 <p>213010 Plate 15°. 213011 Plate 8°. Used in installation in order to change the angle. 5 pieces per pack.</p>	 <p>213077 angled 30° 213078 angled 45° 213079 angled 60° Angled mounting platt-forms. Attach with adhesive tape onto a flat, horizontal surface. Perfect e.g. for the boat.</p>	 <p>213023 Turn Around Plate. Allows you to switch your equipment between an upright/horizontal position. With predrilled holes for Nokia/Sony Ericsson original HF-kits. Install onto ProClip.</p>	 <p>213053 Extention plate. With predrilled AMPS-standard holes.</p>

Monitor Mounts for monitors with vertical slot on back

The monitor mounts fit a number of screen models with a vertical slot in back, e.g. Alpine, Blaupunkt, Clarion, LCM, Magneti Marelli, Panasonic, Pioneer, Sony, VDO etc. You can take the monitor with you when leaving the vehicle.

 <p>213032 Monitor mount with tilt swivel, install onto ProClip.</p>	 <p>213034 Monitor mount with tilt swivel, parallel center point 7 cm. install onto ProClip.</p>	 <p>213035 Monitor mount with tilt swivel, angled 90°. Install onto a horizontal surface.</p>	 <p>213050 Monitor mount with tilt swivel, low plate. Install onto ProClip.</p>
 <p>213047 Monitor mount, angled 20°, centered. For a fixed, angled screen position. Install onto ProClip.</p>	 <p>213261 Monitor mount with tilt swivel, low mounting plate. Fits only VDO Dayton 5000/MM 5500. Install onto ProClip.</p>	 <p>213048 Monitor mount, right, angled 20°. Install onto ProClip.</p>	

Monitor Mounts for monitors with thumb screw attachment

The monitor mounts fit a number of screen models with a hole underneath for thumb screw attachment ("-thread). You can take the monitor with you when leaving the vehicle.

 <p>213067 Adapterplate for monitor, Tablet DVD. The choice when you want to install a monitor without a vertical slot on the back (with a hole underneath, "-thread) onto a ProAdapt product.</p>	 <p>213069 Adapterplate for Tablet DVD, with tilt swivel, centered. The choice for an adjustable monitor angle. Install onto ProClip.</p>	 <p>215021 Monitor mount with tilt swivel, angled 90°. Install onto a horizontal surface.</p>
--	---	---



ProClip Mounting Platform

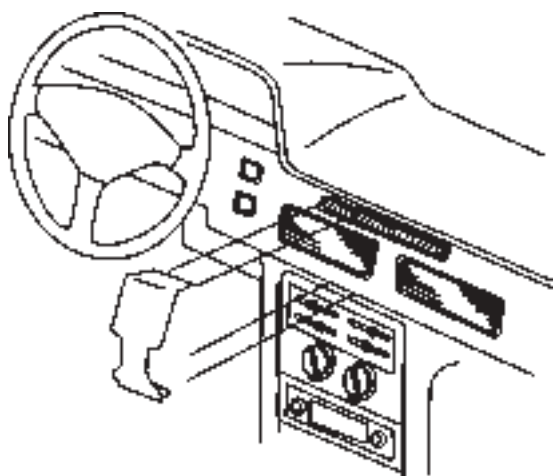
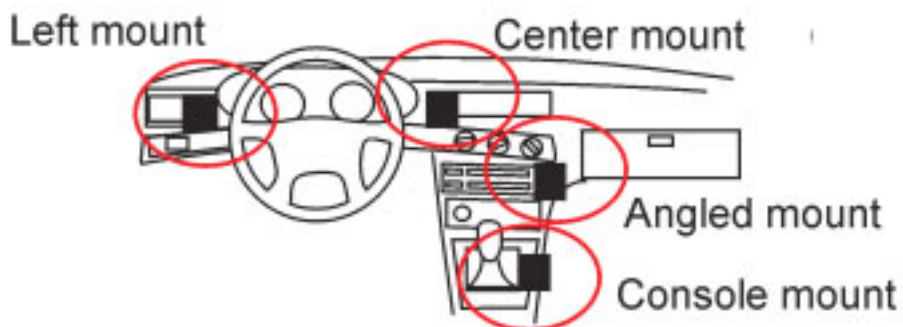
The ProClip is tailor made for each car model. Installation is quick and easy, it only takes 60 seconds. You don't need special tools and there is no need to drill holes or dismantle of the dashboard: you simply snap it into place into gaps in the dashboard. The ProClip is available for several position options and most vehicle models. To find a ProClip to your vehicle, please visit www.brodit.se



The ProClip is available in different positions...




...for several installations in the vehicle.



Monitor Mounts

There are a variety of monitor models in the marketplace, with different installation solutions. Most monitors have either a vertical slot in back or a hole underneath for thumb screw attachment. We provide monitor mounts for both. The monitor mounts listed here fit monitors with a vertical slot in back (unless something else is stated) . For a complete product range, please visit www.brodit.se



Multimedia monitor with a vertical slot in back.



For thumb screw attachment.

Multimedia monitor or Tablet DVD with a hole underneath for thumb screw attachment ("-thread).



Monitor between front seats

A car specific monitor mount with tilt swivel. The monitor will be placed between the front seats, giving the back seat passengers a perfect view. The monitor can be tilted and angled in order to avoid reflections on the screen. You can take the monitor with you when leaving the car. The interior of the vehicle will not be damaged, as no drilling holes is required.



Headrest monitor mount

Will be attached a front seat's headrest. On the monitor mount there is a tilt swivel that allows for easy adjustment for better viewing. The installation is quick and will not damage the interior of your vehicle. The monitor can easily be removed when leaving the vehicle.



Headrest monitor mount with flexible arm

The headrest monitor mount with flexible arm allows you to adjust the monitor just the way you want: higher, lower, angle it, tilt it... The installation is quick and will not damage the interior of your vehicle. You can easily take the monitor with you when leaving the vehicle

Holder for GPS units

Keep your TomTom Go, Navman ICN 510, Garmin Quest etc. in a holder in your vehicle and you will have it in easy reach. There are passive holders and active holders with charging. The holders provide a firm fit, and you can adjust for easier viewing. You can take the unit with you when leaving the vehicle. Install onto a ProClip Mounting Platform. Holders for Bluetooth GPS receivers are available for attachment on top of the dashboard, by the windshield.



Holder for Mobile Phones

Passive holders are available for most phone models. Portable handsfree and charging cables can be connected to the phone when it is in the holder. Accommodates all standard battery sizes. For more information about these products, please visit www.brodit.se



Holder for Two-Way Radio

There are passive holders and active holders with charging available for two-way radios. Install onto ProClip. For more information about these products, please visit www.brodit.se



PDA Holders

PDA holders are available with various features, to suit different users and demands. For you who use your PDA for GPS, there are many alternatives, for more info please visit www.brodit.se. All holders are attached onto a tilt swivel, this allows for adjustment in order to avoid light reflection in the screen. The PDA holders have a perfect fit and hold your PDA firmly in place. Attach the holder onto a ProClip Mounting Platform, and you will always have your PDA within easy reach -safe and convenient.

Passive Holder



Holder for Cable Attachment with Built In Connector



Holder for Cable Attachment with Cable Plug Attachment



Active Holder with Cigg-Plug



Active Holder for Fixed Installation



Holder with Speaker



Holder that also charges a Bluetooth GPS

An active holder with a straight cable with open end for fixed installation and a PS2-cable with RX, TX, V5. The holder can be connected directly to a GPS receiver or used for power supply of a Bluetooth GPS. Gives a discreet, neat installation without cables hanging over the interior.

